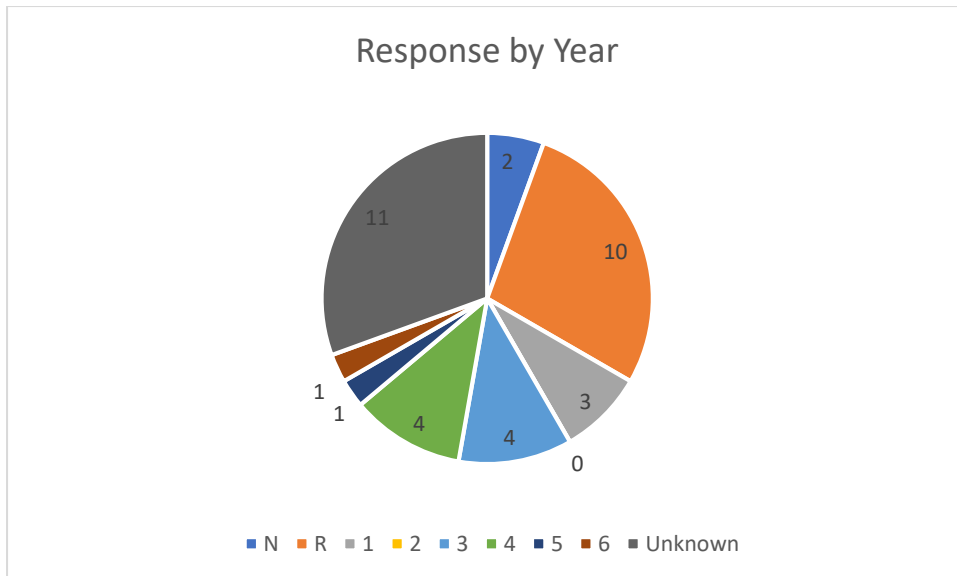


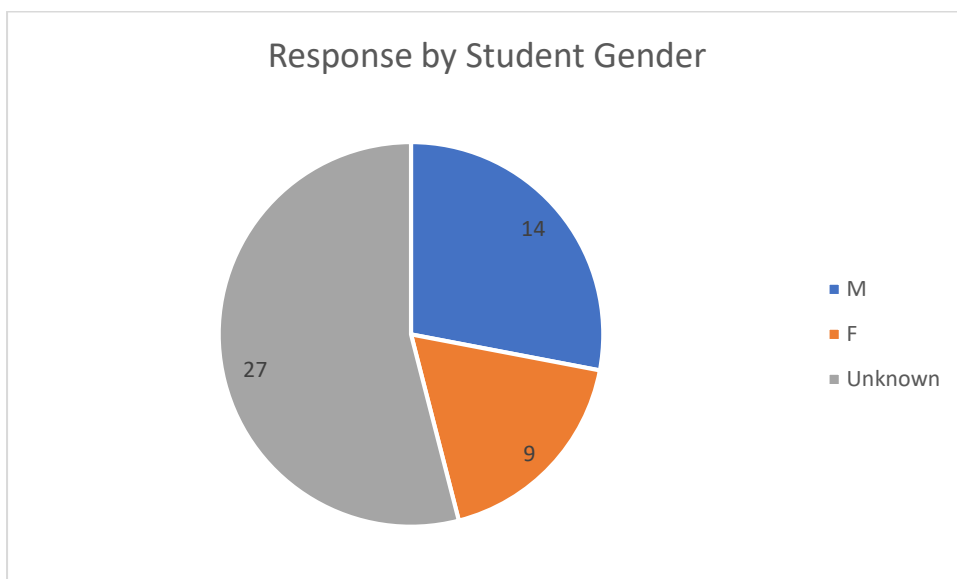
**Plumpton School**  
**Parents' Questionnaire 2020**

The parent questionnaire had 34 responses.

Response by year group:



Response by gender:



The majority of parents did not state their child's gender and this correlates with parents who also did not state their child's year group. It is not unreasonable to assume that parents are missing these two questions at the top of the sheet and leaping straight into the survey questions - altering the layout of the questionnaire might increase the number of responses next year.

**Comments**

The comments on the reverse of the survey were overwhelmingly positive, with many parents expressing appreciation for the teaching staff, particularly when dealing with the pandemic. Two parents expressed concern about the amount and quality of remote learning work set.

### Response to Questions:

“Strongly Agree” scores 1 point

“Agree” scores 2 points

“Disagree” scores 3 points

“Strongly Disagree” scores 4 points

The lower the score, the better. With 34 responses, a score of 34 is a perfect score. Some questions were not answered and scored 0, which is why, e.g., Q6 has a score of less than 34.

The questions with the highest overall scores are:

#### **Q8 – The school seeks the views of parents/carers and takes account of their suggestions/concerns. Score 44**

One parent answered “Disagree” with the rest all answering either “Agree” or “Strongly Agree”.

#### **Q10 – I feel comfortable about approaching the school with questions, suggestions or problems. Score 41**

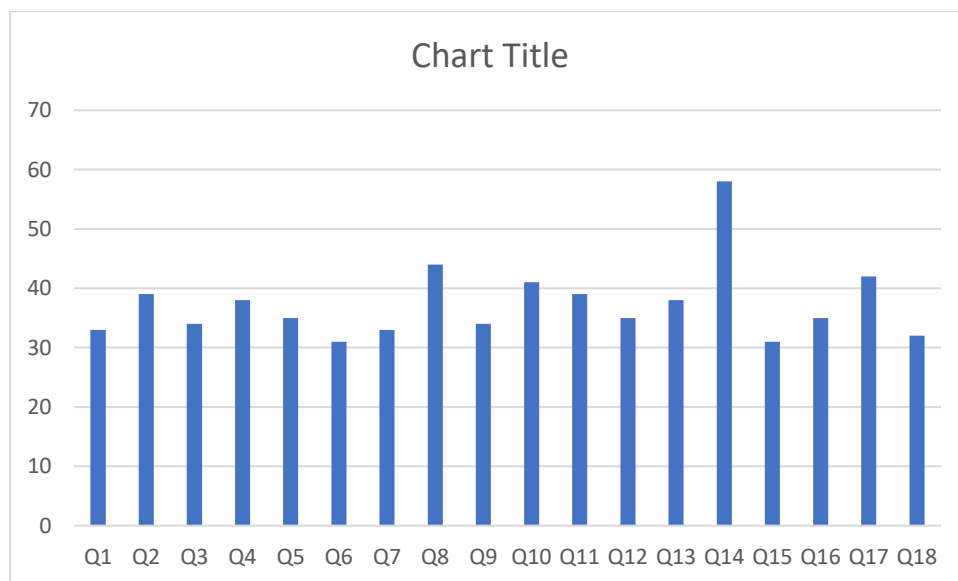
One parent answered “Disagree” with the rest all answering either “Agree” or “Strongly Agree”.

#### **Q14 – The school’s play areas are well maintained, safe and attractive. Score 58**

Several parents acknowledged that this is being addressed.

#### **Q17 – The school provided Home-School Learning which was easy to access during the Covid-19 pandemic. Score 42**

Two parents answered “Strongly disagree”. Both students were in Y4.



### Parent total scores

Sixteen parents had a total score for all questions of below 20, meaning they answered mostly “Strongly Agree”.

Two parents had a total score for all questions of 36 or above, meaning they answered more questions with “Agree” and “Disagree”. The highest total score was 37.