









Plumpton School Marking Key

Code	Meaning
Focused marking	
	Use a pink highlighter pen on the pupils' work to exemplify areas of success 'Tickled Pink'
	Use an orange highlighter pen on the pupils' work to exemplify areas for development
	Thumbs up used to accompany positive comments on how well the piece of work has met the learning objective.
 Well done! Your next step is:	Footsteps are used to indicate the next steps that pupils need to take to move their work on. Where possible give a clear example.
General aspects needing comment	
spell spell ////////	Pupils to dot underneath spellings they are unsure of. Teacher to tick the dot under the correct letter.
	Verbal feedback given to pupils.
(S) (I)	Indication of whether pupil had support or worked independently on a piece of work.
	Pupils will be given the opportunity to make a self-evaluation of their work using a traffic light system. Green: 'I have understood the objective and will be able to use it again in future work.' Amber: 'I have partly understood the objective but need further help.' Red: 'I have not understood the objective.'